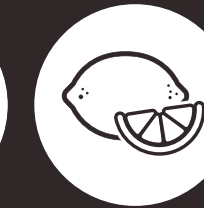

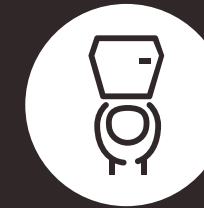





W12 Toilet Cleaner



- Kills 99.99% of germs
- Suitable for regular use on porcelain & stainless steel
- Removes grime & limescale as effectively as the leading brands
- Long lasting lemon freshness



**Always Wear
Correct PPE
Check Safety
Data Sheet**

Hazardous Pictograms

Unclassified

1



Place appropriate
cleaning signs

2



Flush toilet

3



Reduce water level
by pushing water
repeatedly with
brush

4



Apply W12 product
under rim, around
the toilet bowl
and the water line

5



Allow 5 minutes
contact time to
loosen soil

6



Use toilet brush to
ensure all surfaces
are covered and to
remove dirt

7



Flush toilet
before leaving



For more information on the complete range of Super Professional products available please visit www.mirius.com
Woodhams Road, Siskin Drive, Coventry, CV3 4FX. **Customer Care Line: +44(0)2476 639 739**

Order code:
W12 1L- 800-111-0003

